

Seniors-
join the
College and Career
GHS Class of 2021
Remind App
&

Class of 2021
Teams Account
8322jwl

Pick a way to receive messages for Class of 2021:

A If you have a smartphone, get push notifications.

On your iPhone or Android phone, open your web browser and go to the following link:

rmd.at/h2ab28

Follow the instructions to sign up for Remind. You'll be prompted to download the mobile app.



B If you don't have a smartphone, get text notifications.

Text the message @h2ab28 to the number 81010.


If you're having trouble with 81010, try texting @h2ab28 to (407) 901-2015.

* Standard text message rates apply.



Don't have a mobile phone? Go to rmd.at/h2ab28 on a desktop computer to sign up for email notifications.

From
Classlink,
choose the
Xello app



Hey DANA!

0% **Core Lessons**

Grade 12

WS

Welcome to Xello Seniors!

Get Started

SY Senior Survey - Beginning of the Year

About Me	Explore Options	Goals & Plans
Matchmaker	Careers	My Plans
Personality Style 	Schools	College Planning
Mission Complete 	Majors	
Learning Style	Saved Options	
Skills Lab		

Assignments


Personal Essay/Statement New

By: Osceola County School District

Due: September 30, 2020

Click on the blue “Microsoft Form link”.

Senior Survey - Beginning of the Year

 Status
Not Submitted

We are looking forward to this upcoming school year and to kick it off, we would like to learn more about your post-secondary plans so we may best support you. Please complete the Senior Survey by clicking on this [Microsoft Form link](#). This will take you to another page to fill out the survey. When you are complete, return to Yello and complete the following:


Enter 'Done' in the answer section
Click the 'Turn in' button to complete this work

Thanks!

Write your answer for the custom lesson

 Attach Files

Turn In



Senior Survey - Beginning of the Year 2020-2021

* Required

1

Last Name *

Enter your answer

2

First name *

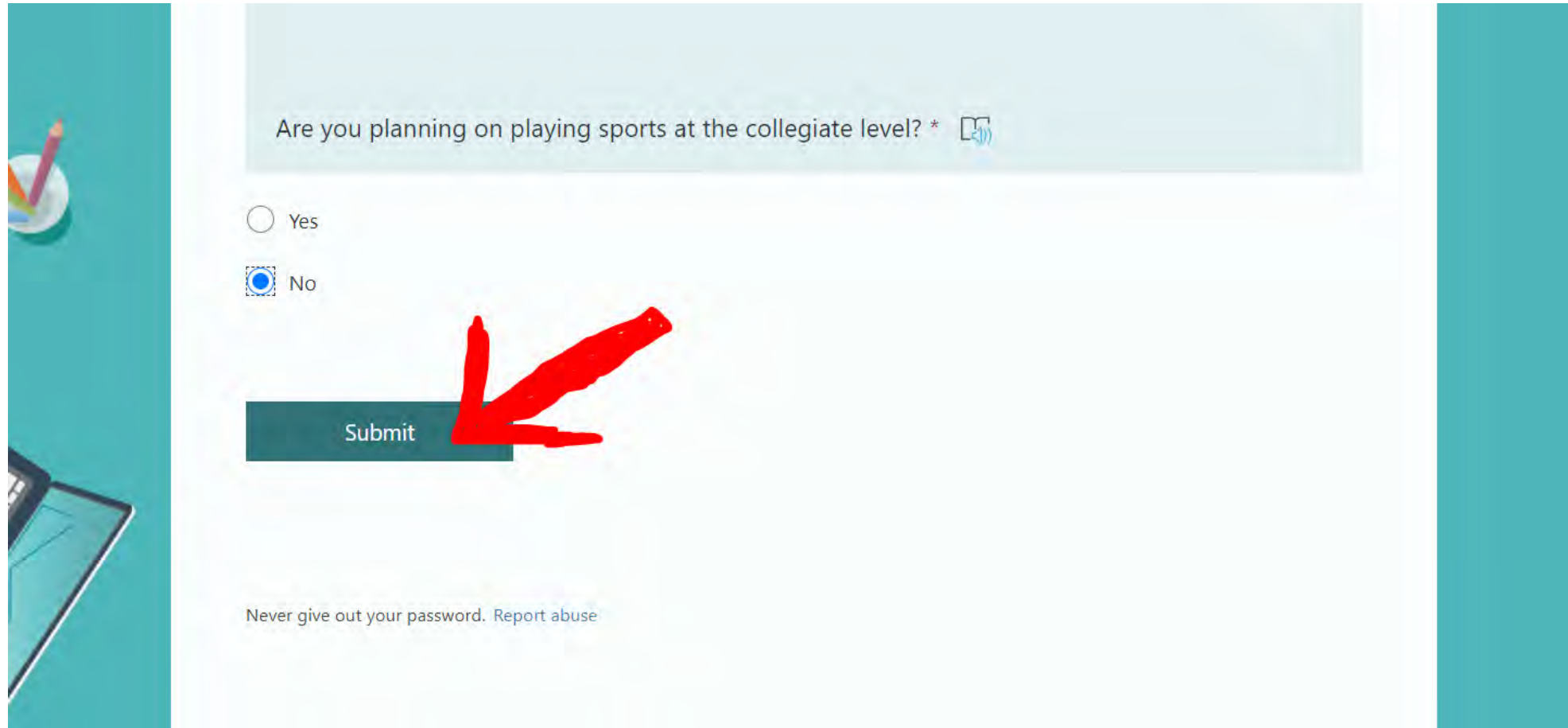
Enter your answer

3

Student ID# *

Enter your answer

At the end of the survey, click SUBMIT.



Are you planning on playing sports at the collegiate level? *


Yes

No

Submit

Never give out your password. [Report abuse](#)

The image shows a survey form with a teal background. On the left, there is a vertical teal bar with a graphic of a pencil in a cup and a laptop. The survey question is "Are you planning on playing sports at the collegiate level? *". Below the question are two radio button options: "Yes" and "No". The "No" option is selected. A large red arrow points to the "Submit" button. At the bottom, there is a footer with the text "Never give out your password. Report abuse" and a link.

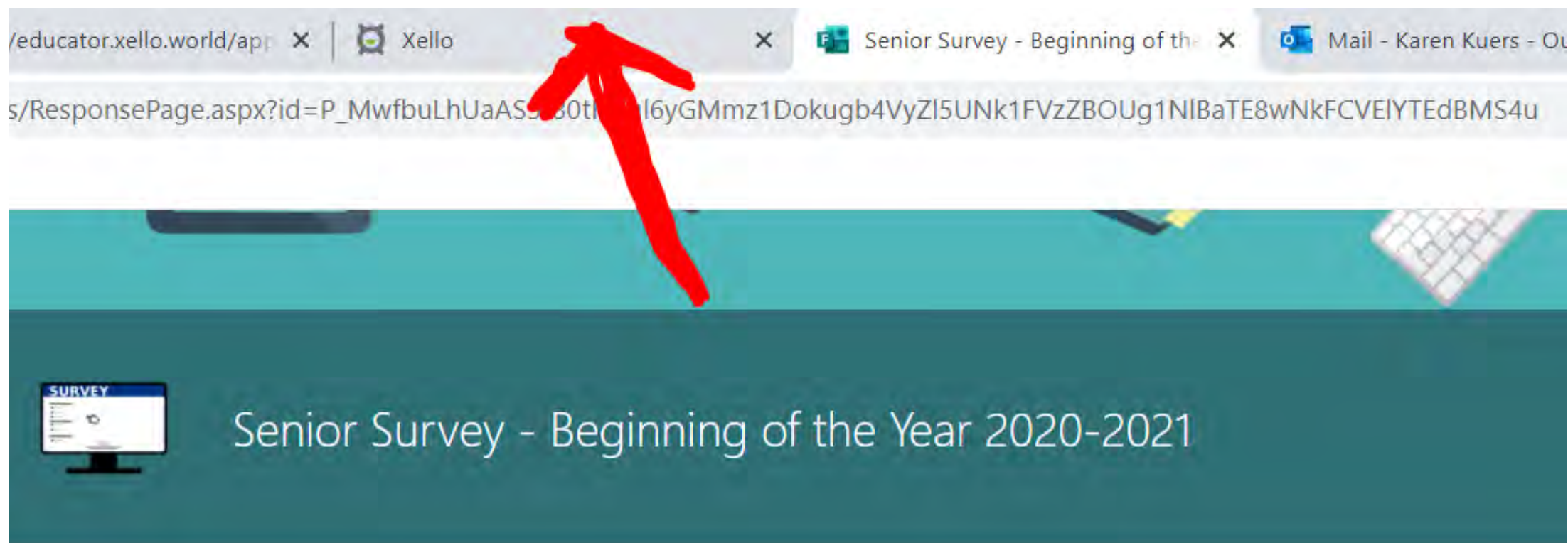


Senior Survey - Beginning of the Year 2020-2021

 Thanks!

Your response was submitted.

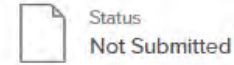
Click back to the Xello tab.



The screenshot shows a web browser with four tabs open: "/educator.xello.world/app", "Xello", "Senior Survey - Beginning of the", and "Mail - Karen Kuers - O". A red arrow points to the "Xello" tab. The address bar shows a URL starting with "s/ResponsePage.aspx?id=P_MwfbuLhUaAS...". The main content area features a teal background with a banner for "Senior Survey - Beginning of the Year 2020-2021" and a small icon of a computer monitor displaying a survey.

Write the word
“DONE” in the
box and click
the “TURN IN”
blue button.

Senior Survey - Beginning of the Year



We are looking forward to this upcoming school year and to kick it off, we would like to learn more about your post-secondary plans so we may best support you. Please complete the Senior Survey by clicking on this [Microsoft Form link](#). This will take you to another page to fill out the survey. When you are complete, return to Xello and complete the following:

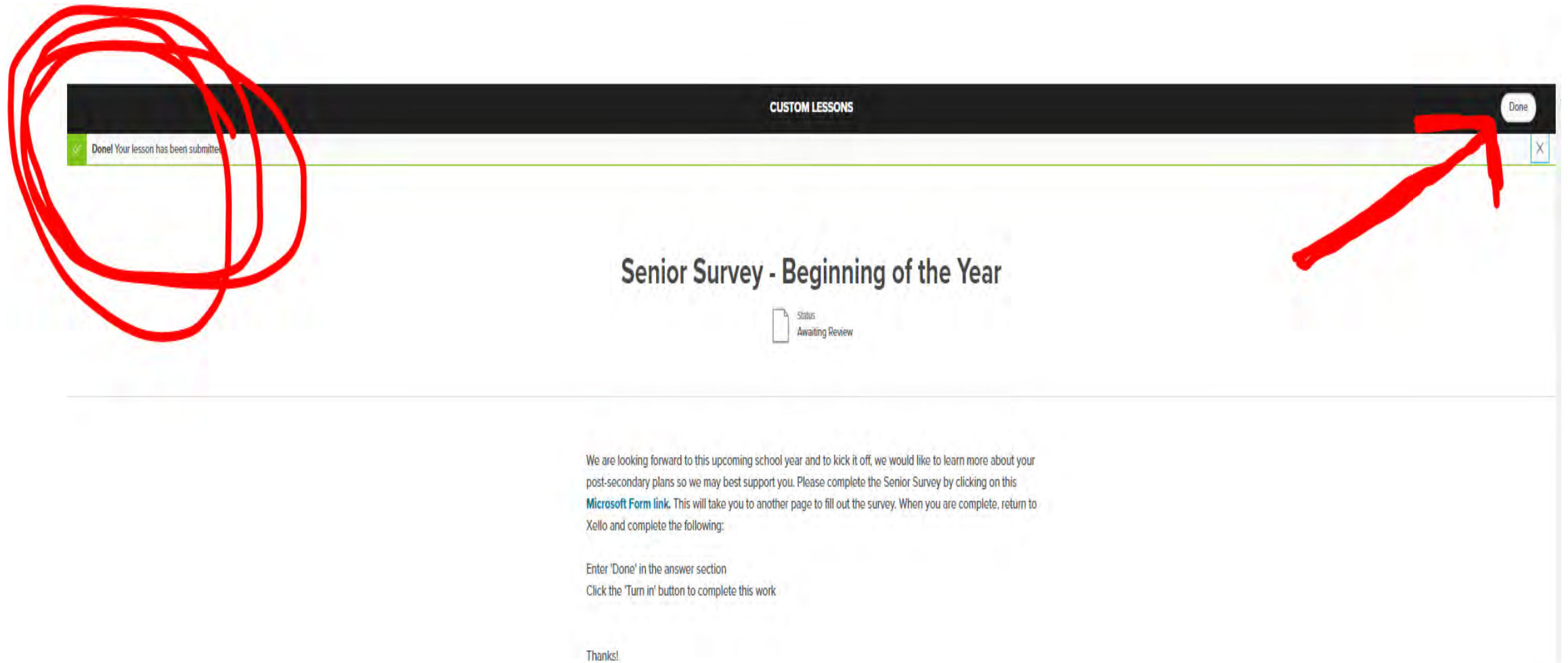
Enter 'Done' in the answer section
Click the 'Turn in' button to complete this work

Thanks!

[Attach Files](#)



Make sure the green check mark appears in the left top corner. Then click “DONE” in the top right corner.



The screenshot shows a web interface for lesson submission. At the top, a black header bar contains the text "CUSTOM LESSONS" in white. Below the header, a green notification bar on the left displays a checkmark and the text "Done! Your lesson has been submitted". On the right side of the notification bar, there is a "Done" button and a close button (X). A red scribble is drawn over the notification bar and the top left corner of the page. A red arrow points to the "Done" button. The main content area features the title "Senior Survey - Beginning of the Year" and a status indicator showing a document icon, the word "Status", and "Awaiting Review". Below this, there is a paragraph of text: "We are looking forward to this upcoming school year and to kick it off, we would like to learn more about your post-secondary plans so we may best support you. Please complete the Senior Survey by clicking on this [Microsoft Form link](#). This will take you to another page to fill out the survey. When you are complete, return to Xello and complete the following:

- Enter 'Done' in the answer section
- Click the 'Turn in' button to complete this work

Thanks!